

BK-503 TYPE RATED LOADS

BOOM RADIUS (m)	2.0	3.0	4.0	5.0	6.0	7.0	8.0	9.0	10.0	11.0	12.0	13.0	14.0	15.0	16.0
ALL (kg)	5800	4600	3640 (3.3)												
2ND (kg)	5400	4030	3250	2720	2020 (5.7)										
3RD (kg)	3680	2970	2530	2200	1930	1560	1420 (8.1)								

BK-504 TYPE RATED LOADS

BOOM RADIUS (m)	2.0	3.0	4.0	5.0	6.0	7.0	8.0	9.0	10.0	11.0	12.0	13.0	14.0	15.0	16.0
ALL (kg)	5600	4560	3470 (3.4)												
2ND (kg)	5220	3910	3150	2620	1890 (5.8)										
3RD (kg)	4750	3600	2900	2440	2100	1840	1510	1290 (8.2)							
4TH (kg)			2200	2200	1980	1750	1560	1400	1220	1000 (10.6)					

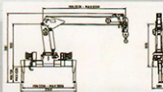
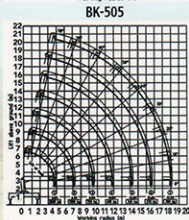
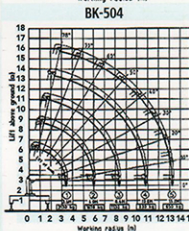
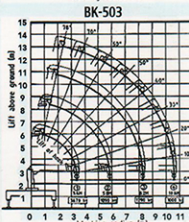
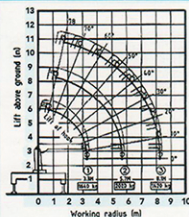
BK-505 TYPE RATED LOADS

BOOM RADIUS (m)	2.0	3.0	4.0	5.0	6.0	7.0	8.0	9.0	10.0	11.0	12.0	13.0	14.0	15.0	16.0
ALL (kg)	5420	4320	3130 (3.6)												
2ND (kg)	5000	3660	2940	2430	1670										
3RD (kg)	4690	3400	2700	2260	1940	1690	1410	1130 (8.4)							
4TH (kg)		2200	2200	2120	1810	1600	1430	1270	1110	830 (10.8)					
5TH (kg)				2200	2020	1730	1510	1350	1220	1100	1000	890	740	650 (13.2)	

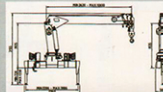
BK-507 TYPE RATED LOADS

BOOM RADIUS (m)	2.0	3.0	4.0	5.0	6.0	7.0	8.0	9.0	10.0	11.0	12.0	13.0	14.0	15.0	16.0	17.0	18.0
ALL (kg)	5200	3970	2600 (3.8m)														
2ND (kg)	4480	3350	2370	1980	1560	1300 (8.1m)											
3RD (kg)		2690	2280	1860	1550	1310	1060	750 (8.5m)									
4TH (kg)			1800	1720	1460	1230	1060	910	790	480 (10.8m)							
5TH (kg)				1700	1480	1230	1050	930	810	710	610	470	360 (13.2m)				
6TH (kg)				1880	1400	1200	1030	910	810	720	640	570	500	415	270 (15.5m)		
7TH (kg)					1540	1360	1180	1020	900	800	720	650	580	470	420	350	200 (17.5m)

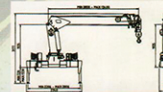
DESCRIPTION	UNITS	BK-503	BK-504	BK-505	BK-507
Lifting Capacity	ton-meter	13.9	13.7	13.3	11.0
Lifting Capacity / Outreach	kg/m	5800 / 2.0	5600 / 2.0	5420 / 2.0	5200 / 2.0
		2020 / 6.0	2100 / 6.0	1940 / 6.0	1560 / 6.0
		1390 / 8.1	1220 / 10.0	1110 / 10.0	750 / 10.0
Working Radius	m	8.1	10.6	13.2	17.9
Max. Working Height	m	10.3	12.8	15.4	20.1
Rated Oil Flow, Recommended	cc/rev	45	45	45	45
Working Pressure	kg / cm^2	200	200	195	200
Oil Tank Capacity	l	80	80	80	80
Shape Of Boom		Hexagonal box construction, 3 sections	Hexagonal box construction, 4 sections	Hexagonal box construction, 5 sections	Hexagonal box construction, 7 sections
Boom Length	m	Min.3.5~Max.8.3	Min.3.6~Max.10.8	Min.3.8~Max.13.4	Min. 4.0 ~ Max.18.16
Boom Extending Speed	m / sec	4.8 / 10	7.2 / 20	9.6 / 20	14.16 / 30
Boom Raising Speed	° / sec	0~78 / 12	0~78 / 12	0~78 / 12	0~78 / 12
Slewing Angle	°	360° continuous	360° continuous	360° continuous	360° continuous
Slewing Speed	r.p.m.	2.5	2.5	2.5	2.5
Wire Rope	$\phi \times m$	8x55	8x70	8x85	8x100
Hook Speed	m / min	17 (4fall lines)	17 (4fall lines)	17 (4fall lines)	17 (4fall lines)
Winch Type		Hyd. Motor driven, spur gear speed reduction with mechanical brake			
Single Line Pull	kg	800			
Slewing Reduction Gear Type		Hyd. Motor driven, worm gear speed reduction with worm self locking brake			
Outrigger Type		Manually extended sliders and hydraulically extended jacks			
Outrigger Span, Main	Ext Ret m	3.8		2.2	
Truck chassis, Recommended	GVW(ton)	10	10	10	10
Optional feature		(1) Rear outrigger system (2) Personal Basket (3) Several options if required for comfortable and safe work (4) Hydraulic Pump			




BK-503



BK-504



BK-505



BK-507